

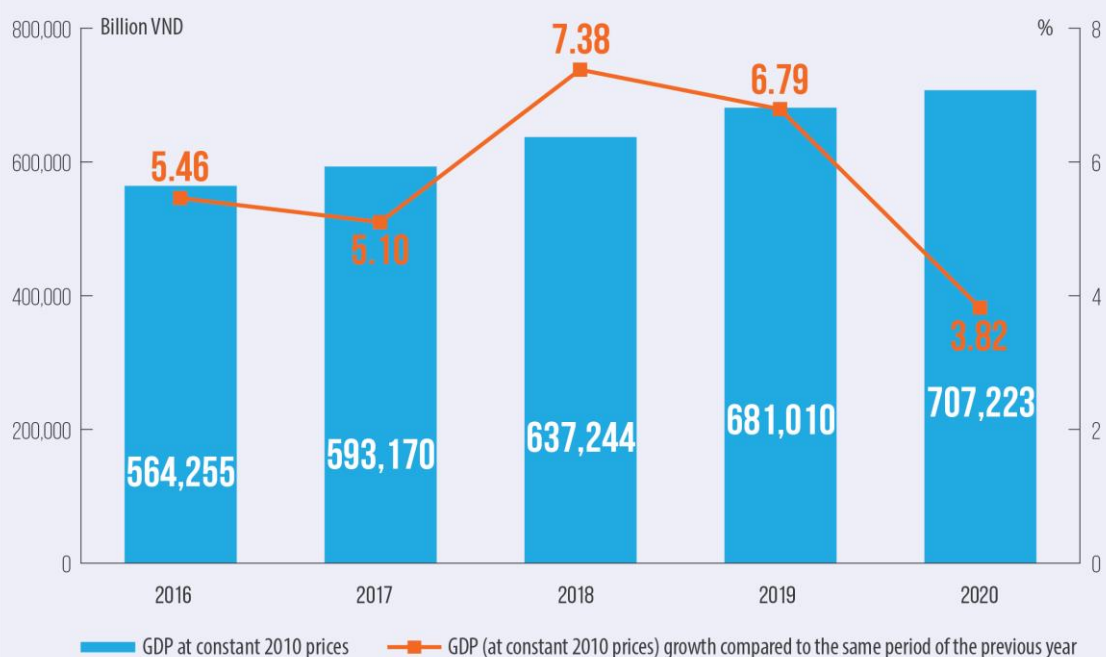
DATA ON VIETNAM ECONOMY IN THE FIRST QUARTER, 2020

Source: General Statistics Office; Vietnam Report's Survey


Infographic: Vietnam Report

ECONOMIC GROWTH

GDP AND GDP GROWTH IN THE FIRST QUARTER OF THE YEARS FROM 2016-2020



CONTRIBUTION OF SECTORS TO THE OVERALL GROWTH



Source: General Statistics Office of Vietnam

ENTERPRISES



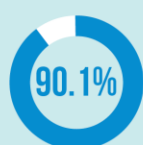
44,521 NEWLY ESTABLISHED,
RE-OPERATED ENTERPRISES

29,711 ENTERPRISES REGISTERED
FOR NEW ESTABLISHMENT

14,810 ENTERPRISES
RESUMED OPERATION



ENTERPRISES REGISTERED FOR NEW ESTABLISHMENT BY CAPITAL



LESS THAN VND 10 BILLION



VND 10-20 BILLION



VND 20-50 BILLION



VND 50-100 BILLION



MORE THAN VND 100 BILLION

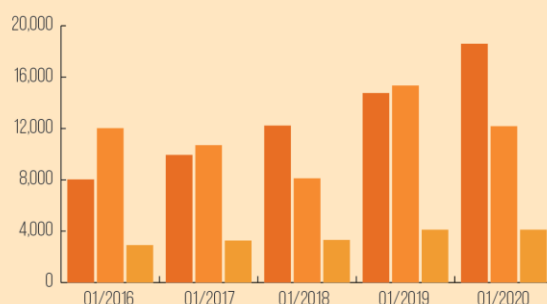


34,889 CLOSED DOWN
ENTERPRISES

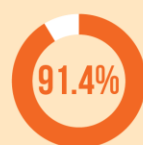
18,596 ENTERPRISES SUSPENDING
FOR A DEFINITE TIME

12,178 ENTERPRISES SUSPENDED OPERATION,
WAITING FOR DISSOLUTION PROCEDURES

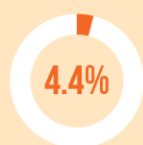
4,115 ENTERPRISES COMPLETED
DISSOLUTION PROCEDURES



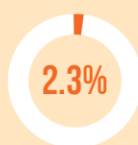
CLOSED DOWN ENTERPRISES BY CAPITAL



LESS THAN VND 10 BILLION



VND 10-20 BILLION



VND 20-50 BILLION



VND 50-100 BILLION



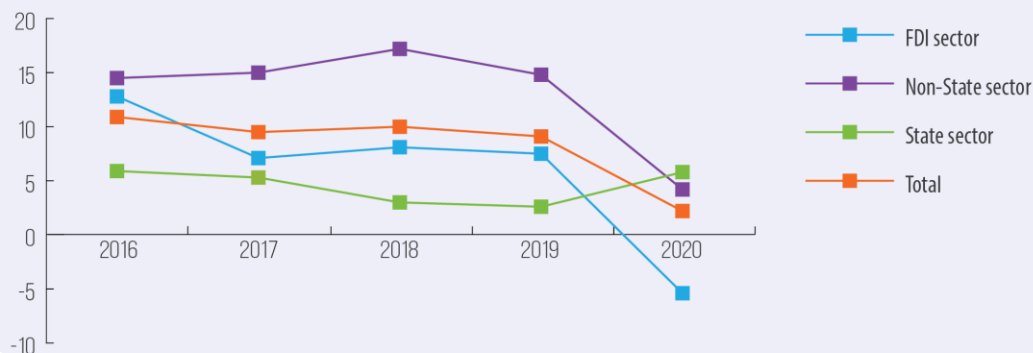
MORE THAN VND 100 BILLION



Source: Ministry of Planning and Investment

INVESTMENT

THE GROWTH OF REALIZED SOCIAL INVESTMENT CAPITAL (AT CURRENT PRICES) IN THE FIRST QUARTER OF THE YEARS FROM 2016-2020



FOREIGN DIRECT INVESTMENT CAPITAL (FDI)



REGISTERED

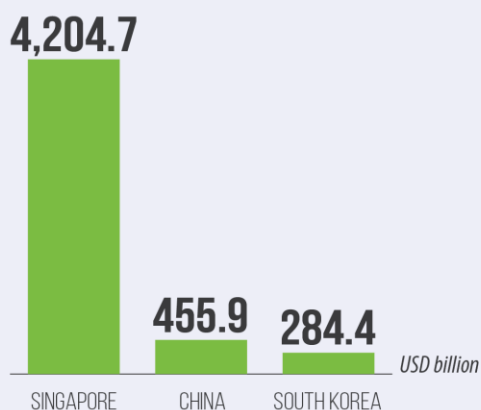
\$8.6 BILLION
- 20.9%



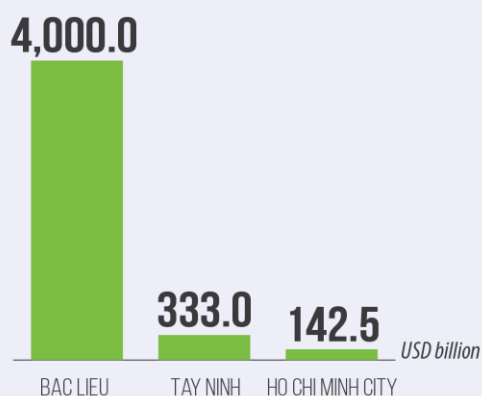
REALIZED

\$3.9 BILLION
- 6.6%

TOP 3 COUNTRIES AND GEOGRAPHICAL TERRITORIES WITH THE MOST FDI CAPITAL



TOP 3 PROVINCES/CITIES RECEIVED THE MOST FDI CAPITAL



Source: General Statistics Office of Vietnam

MERCHANDIZE EXPORTS AND IMPORTS

IMPORTS

IMPORT TURNOVER OF GOODS

\$56.26 BILLION
- 1.9%

23.08

DOMESTIC ECONOMIC
SECTOR

33.18

FDI SECTOR
(INCLUDING CRUDE OIL)

USD billion

EXPORTS

EXPORT TURNOVER OF GOODS

\$59.08 BILLION
+ 0.5%

40.43

18.65

DOMESTIC ECONOMIC
SECTOR

FDI SECTOR
(INCLUDING CRUDE OIL)

USD billion

TOP 3 IMPORT MARKETS



CHINA
\$13.3 BILLION
- 18.0%



SOUTH KOREA
\$11.7 BILLION
+ 2.4%



ASEAN
\$7.2 BILLION
- 8.3%

TOP 3 EXPORT MARKETS



USA
\$15.5 BILLION
+ 16.2%



CHINA
\$8.4 BILLION
+ 11.5%



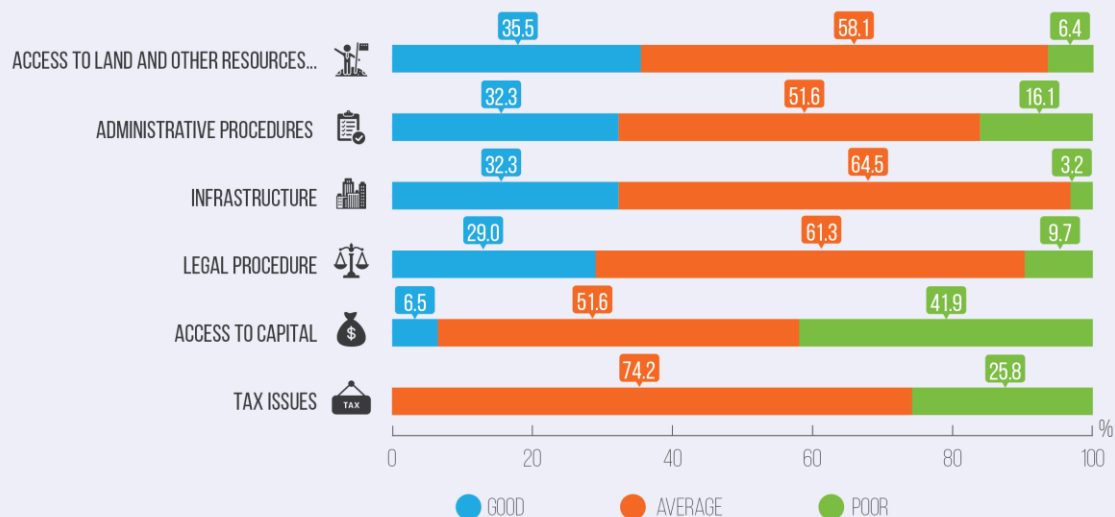
EU
\$7.5 BILLION
- 14.9%

Source: General Statistics Office of Vietnam

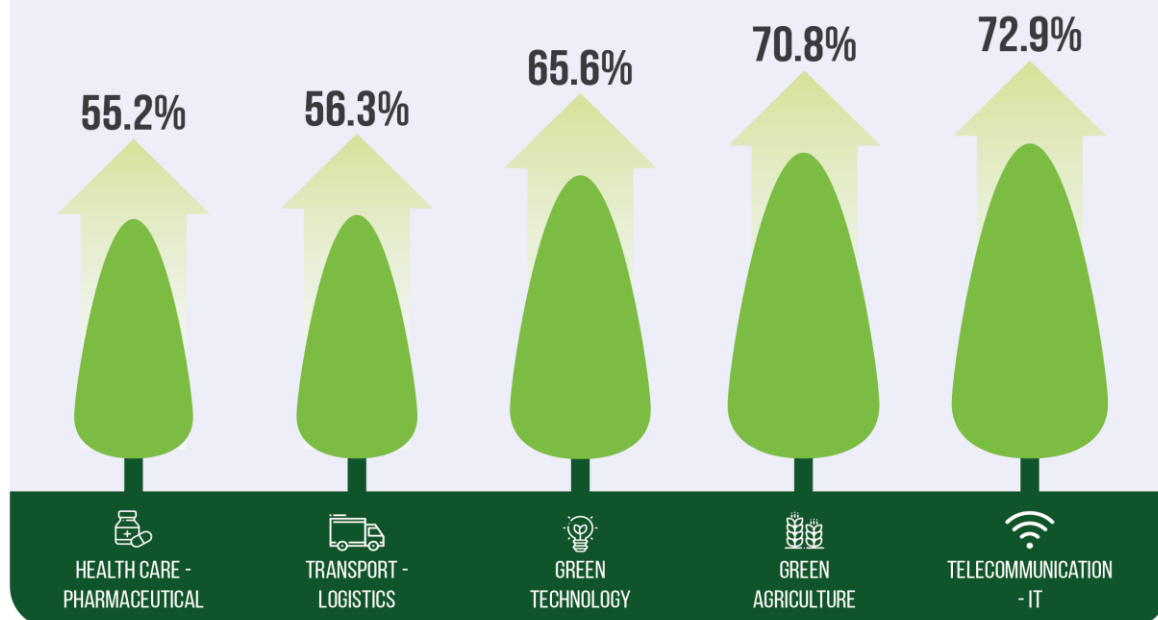
THE VIEW OF TOP 500 ENTERPRISES



ASSESSMENT OF VNR500 ENTERPRISES ON BUSINESS ENVIRONMENT



ASSESSMENT OF FAST500 ENTERPRISES ON GROWTH POTENTIAL



Source: Surveys conducted by Vietnam Report from October to November 2019 and February 2020